


Everything You Should Know Before You Begin To Play Guitar

Are you interested in learning how to play the guitar? If so, there are a few things you should know before you get started. In this article, we will discuss the basics of guitar playing, including the different types of guitars, the basic chords, and some tips for getting started.



Beginner Guitar Primer: Everything You Should Know BEFORE You Begin to Play Guitar by Desi Serna

★★★★☆ 4.6 out of 5

Language	: English
File size	: 4865 KB
Text-to-Speech	: Enabled
Enhanced typesetting	: Enabled
Word Wise	: Enabled
Print length	: 46 pages
Lending	: Enabled
Screen Reader	: Supported
Paperback	: 24 pages
Item Weight	: 2.88 ounces
Dimensions	: 8.5 x 0.06 x 11 inches



The Different Types of Guitars

There are many different types of guitars available, each with its own unique sound and style. The most common type of guitar is the acoustic guitar, which is typically used for folk, country, and blues music. Acoustic guitars have a hollow body that resonates to produce sound, and they are usually played with a pick or a fingerstyle. There are also electric guitars,

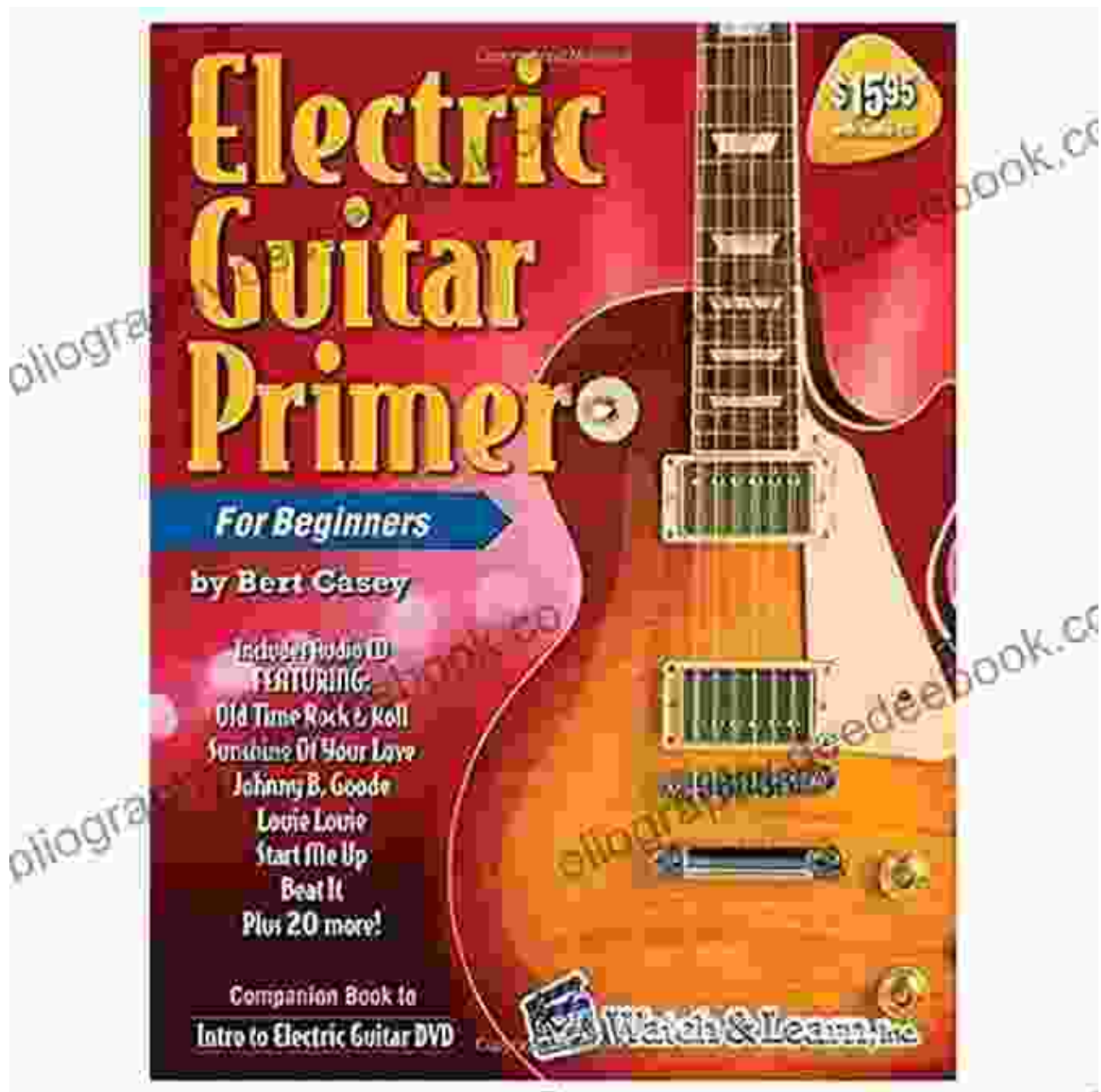
which are amplified through an amplifier to produce sound. Electric guitars are typically used for rock, pop, and jazz music. There are also hybrid guitars, which combine the features of both acoustic and electric guitars.

Acoustic Guitars



Acoustic guitars are the most common type of guitar and are typically used for folk, country, and blues music. They have a hollow body that resonates to produce sound, and they are usually played with a pick or a fingerstyle. Acoustic guitars come in a variety of shapes and sizes, and the type of wood used in the construction of the guitar will affect the sound.

Electric Guitars



Electric guitars are amplified through an amplifier to produce sound, and they are typically used for rock, pop, and jazz music. Electric guitars have a solid body that does not resonate, and they are usually played with a pick. Electric guitars come in a variety of shapes and sizes, and the type of pickups used in the guitar will affect the sound.

Hybrid Guitars



Hybrid guitars combine the features of both acoustic and electric guitars. They have a hollow body that resonates to produce sound, but they also have pickups that can be used to amplify the sound. Hybrid guitars are typically used for rock, pop, and jazz music.

The Basic Chords

Once you have chosen a guitar, you will need to learn the basic chords. Chords are combinations of notes that are played together to create a specific sound. There are many different chords, but the most common

chords for beginners are the C, G, D, and Am chords. These chords can be used to play a variety of songs, and once you have mastered them, you will be able to play many of your favorite songs.

To learn how to play a chord, you will need to place your fingers on the correct strings and frets. The fretboard of a guitar is divided into frets, which are the metal bars that run across the neck of the guitar. The strings are numbered from 1 to 6, with the lowest string being the 6th string. To play a chord, you will need to place your fingers on the correct strings and frets, and then strum the strings with a pick or your fingers.

Tips for Getting Started


If you are interested in learning how to play the guitar, there are a few things you can do to get started. First, you will need to choose a guitar. There are many different types of guitars available, so it is important to choose one that is right for you. Once you have chosen a guitar, you will need to learn the basic chords. There are many different chords, but the most common chords for beginners are the C, G, D, and Am chords. Once you have mastered the basic chords, you will be able to play many of your favorite songs.

Here are a few tips for getting started:

- Start slowly and practice regularly. It takes time to learn how to play the guitar, so don't get discouraged if you don't sound like a pro right away. Just keep practicing and you will eventually get there.
- Find a good teacher. A good teacher can help you learn the proper techniques and can provide you with feedback on your progress.

- Play with other people. Playing with other people can help you learn new songs and improve your timing and rhythm.
- Don't give up. Learning how to play the guitar can be challenging, but it is also very rewarding. If you stick with it, you will eventually be able to play the songs you love.

Learning how to play the guitar is a great way to express yourself musically. It can also be a lot of fun. If you are interested in learning how to play, there are a few things you should know before you get started. In this article, we have discussed the basics of guitar playing, including the different types of guitars, the basic chords, and some tips for getting started. We hope this information has been helpful. If you have any other questions, please feel free to contact us.




Beginner Guitar Primer: Everything You Should Know BEFORE You Begin to Play Guitar by Desi Serna

★★★★☆ 4.6 out of 5


Language	: English
File size	: 4865 KB
Text-to-Speech	: Enabled
Enhanced typesetting	: Enabled
Word Wise	: Enabled
Print length	: 46 pages
Lending	: Enabled
Screen Reader	: Supported
Paperback	: 24 pages
Item Weight	: 2.88 ounces
Dimensions	: 8.5 x 0.06 x 11 inches





Off to Grandpa's Farm: A Whimsical Adventure into the Heart of Family, Farm Life, and Nature's Embrace

Off to Grandpa's Farm is a delightful and heartwarming children's book that captures the essence of family, farm...



Feminism's Forgotten Fight: The Ongoing Battle for Economic Equality

The feminist movement has historically fought for a wide range of issues, including the right to vote, access to education, and reproductive rights. However, one of the most...