


Beginner's Guide to Learning Keyboard Music and Techniques



How To Play Piano: A Beginner's Guide to Learning the Keyboard, Music, and Techniques by Peter Vogl

★★★★☆ 4.1 out of 5

Language	: English
File size	: 2480 KB
Text-to-Speech	: Enabled
Screen Reader	: Supported
Enhanced typesetting	: Enabled
Word Wise	: Enabled
Print length	: 48 pages
Lending	: Enabled



Are you a budding musician eager to embark on the enchanting journey of playing the keyboard? Whether you're a complete novice or have dabbled in music before, this comprehensive guide will equip you with the fundamental knowledge and techniques to navigate the world of keyboard music with confidence.

Understanding the Keyboard

The keyboard, also known as a piano keyboard, is a musical instrument that produces sound when keys are pressed. Each key corresponds to a specific note, and the arrangement of these keys follows a chromatic scale. The white keys represent natural notes (C, D, E, F, G, A, B), while the black keys represent sharps and flats.

The standard keyboard layout consists of 88 keys, spanning over seven octaves. The middle C key is located in the center of the keyboard and serves as the reference point for identifying other notes.

Getting Started

To begin your keyboard journey, you'll need:

- A keyboard or piano
- A comfortable seat
- A metronome (optional)
- Sheet music or online resources for learning songs

Start by familiarizing yourself with the keyboard layout and the position of your fingers. Proper hand posture is crucial for playing comfortably and efficiently. Sit upright, with your elbows slightly below your wrists and your fingers curved over the keys.

Essential Techniques

Finger Placement

The traditional finger placement technique for the right hand is:

- 1 (thumb) on C
- 2 (index finger) on D
- 3 (middle finger) on E
- 4 (ring finger) on F
- 5 (pinky) on G

The left hand placement is a mirror image of the right hand.

Scales

Scales are a fundamental aspect of keyboard playing. They are sequences of notes played in ascending or descending order. Practicing scales helps improve finger dexterity, coordination, and overall technique.

Chords

Chords are combinations of three or more notes played simultaneously. They form the harmonic foundation of music. Learning and understanding chords is essential for playing a wide range of songs.

Rhythm and Timing

Proper rhythm and timing are vital for playing music accurately. Use a metronome to practice playing in time with a steady beat. Tap your foot or nod your head to maintain a consistent tempo.


Tips for Mastering the Keyboard

* **Practice regularly:** Consistent practice is the key to improving your skills. Aim for daily practice sessions, even if they're just for 15-30 minutes. * **Find a good teacher:** A qualified teacher can guide you, provide personalized feedback, and accelerate your progress. * **Listen attentively:** Pay attention to the music you listen to, identify the chords and melodies, and try to play them on the keyboard. * **Be patient and persistent:** Learning the keyboard takes time and effort. Don't get discouraged if you don't see results immediately. Keep practicing, and you'll eventually reach your goals. * **Have fun:** Playing the keyboard should be an enjoyable experience.

Choose songs that you love to play and don't be afraid to experiment with different styles and techniques.

Embarking on the journey of learning the keyboard can be both rewarding and challenging. With dedication, perseverance, and the techniques outlined in this guide, you'll unlock the enchanting world of keyboard music. Whether you aspire to play classical pieces, pop hits, or your own compositions, the keyboard awaits your touch, inviting you to express your musicality.

Remember, the path to mastery is paved with practice, patience, and passion. Embrace the learning process, and let the music flow through you as you discover the joy and magic of playing the keyboard.



How To Play Piano: A Beginner's Guide to Learning the Keyboard, Music, and Techniques by Peter Vogl

★★★★☆ 4.1 out of 5

Language	: English
File size	: 2480 KB
Text-to-Speech	: Enabled
Screen Reader	: Supported
Enhanced typesetting	: Enabled
Word Wise	: Enabled
Print length	: 48 pages
Lending	: Enabled

FREE


DOWNLOAD E-BOOK





Off to Grandpa's Farm: A Whimsical Adventure into the Heart of Family, Farm Life, and Nature's Embrace

Off to Grandpa's Farm is a delightful and heartwarming children's book that captures the essence of family, farm...



Feminism's Forgotten Fight: The Ongoing Battle for Economic Equality

The feminist movement has historically fought for a wide range of issues, including the right to vote, access to education, and reproductive rights. However, one of the most...